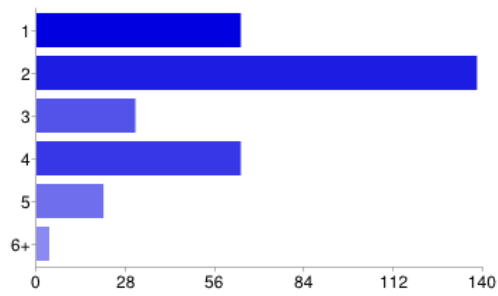


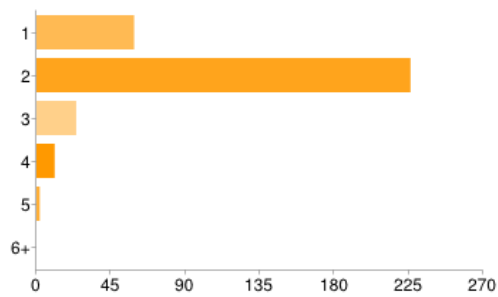
322 [responses](#)

Summary [See complete responses](#)

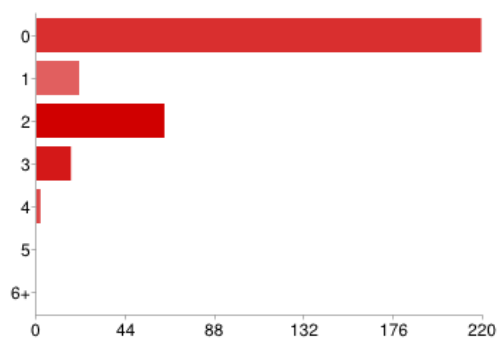
No of persons in Household



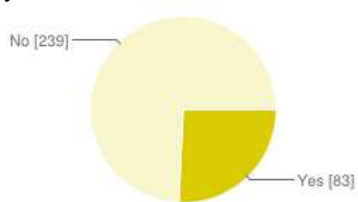
No of Adults



Number of Children

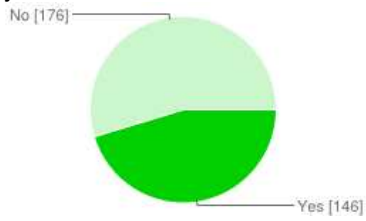


Does any member of the household work within the Parish



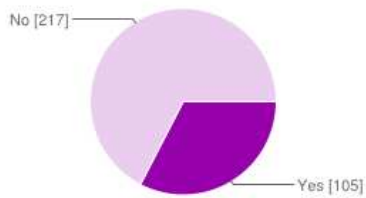
Response	Count	Percentage
Yes	83	26%
No	239	74%

Does any member of the household work outside the Parish but within Sussex



Yes	146	45%
No	176	55%

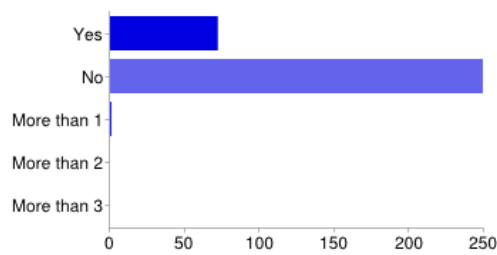
Does any member of the household commute by public transport



Yes	105	33%
No	217	67%

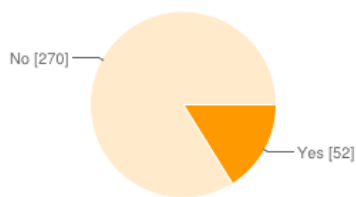
Employers

Does any member of the household run a business in the Parish



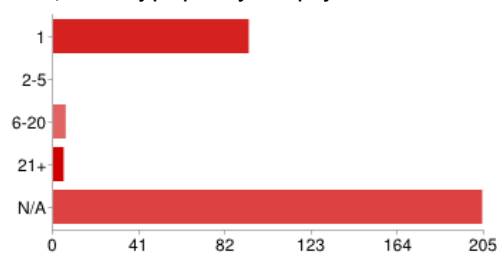
Yes	72	22%
No	249	77%
More than 1	1	0%
More than 2	0	0%
More than 3	0	0%

Are you an Employer



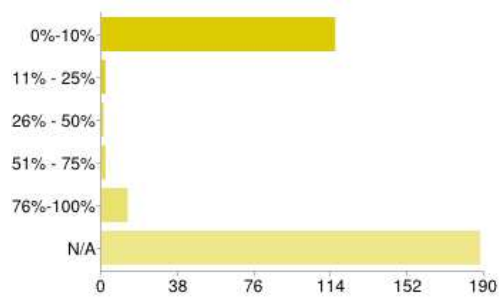
Yes	52	16%
No	270	84%

If Yes, how many people do you employ



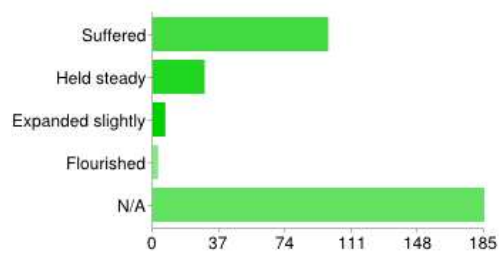
1	93	29%
2-5	0	0%
6-20	6	2%
21+	5	2%
N/A	204	63%

If yes, approximately, what percentage of employees live within the parish?



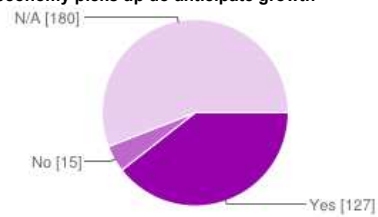
Percentage Range	Count	Percentage
0%-10%	116	36%
11% - 25%	2	1%
26% - 50%	1	0%
51% - 75%	2	1%
76%-100%	13	4%
N/A	188	58%

If yes, during the recession would you say your business has;



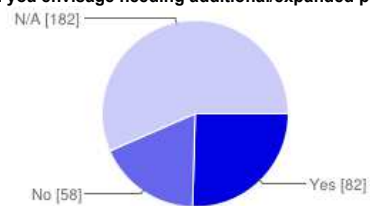
Category	Count	Percentage
Suffered	98	30%
Held steady	29	9%
Expanded slightly	7	2%
Flourished	3	1%
N/A	185	57%

If the economy picks up do anticipate growth



Response	Count	Percentage
Yes	127	39%
No	15	5%
N/A	180	56%

Would you envisage needing additional/expanded premises



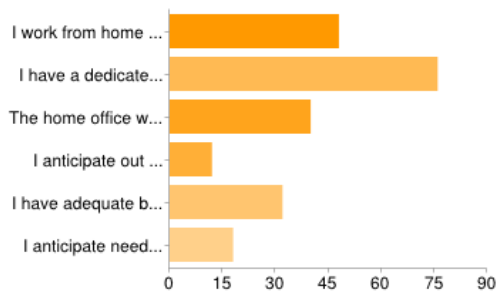
Response	Count	Percentage
Yes	82	25%
No	58	18%
N/A	182	57%

Office

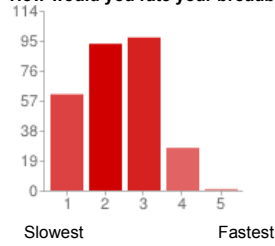
Please tick any of the following statements that apply to you

I work from home as an employee	48	35
I have a dedicated office in the home	76	55
The home office was converted from a bedroom	40	29
I anticipate out growing that my current office space within the next 5 years	12	9
I have adequate business storage facilities	32	23
I anticipate needing a home office	18	13

People may select more than one checkbox, so percentages may add up to more than 100%.

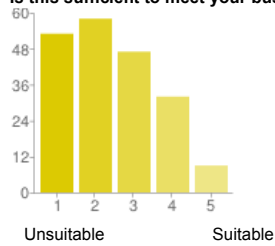


How would you rate your broadband speed



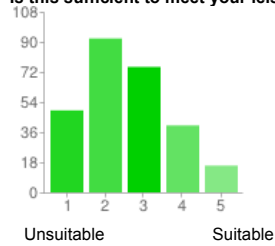
1 - Slowest	61	19%
2	93	29%
3	97	30%
4	27	8%
5 - Fastest	1	0%

Is this sufficient to meet your business needs



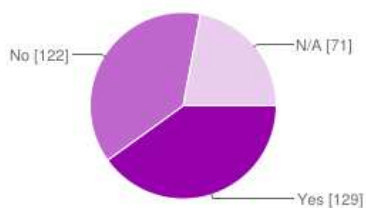
1 - Unsuitable	53	16%
2	58	18%
3	47	15%
4	32	10%
5 - Suitable	9	3%

Is this sufficient to meet your leisure needs



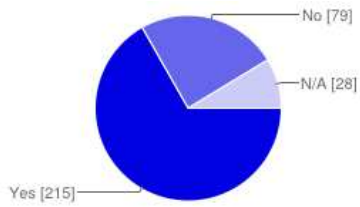
1 - Unsuitable	49	15%
2	92	29%
3	75	23%
4	40	12%
5 - Suitable	16	5%

Do you currently rely on a Smartphone for work



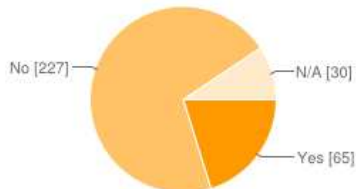
Yes	129	40%
No	122	38%
N/A	71	22%

Do you rely on a mobile / Smartphone for social reasons



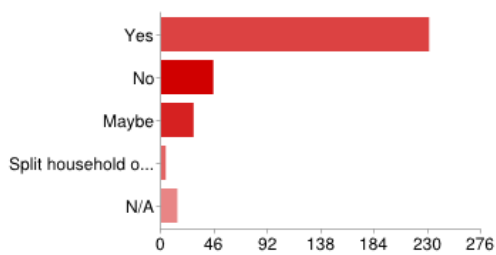
Yes	215	67%
No	79	25%
N/A	28	9%

Are you satisfied with the signal for your mobile phone



Yes	65	20%
No	227	70%
N/A	30	9%

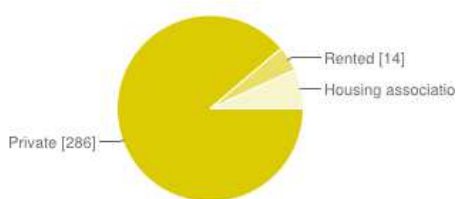
If a suitable site could be found within the Parish would you support a phone mast for improved signal for your mobile/smartphone



Yes	231	72%
No	45	14%
Maybe	28	9%
Split household opinion	4	1%
N/A	14	4%

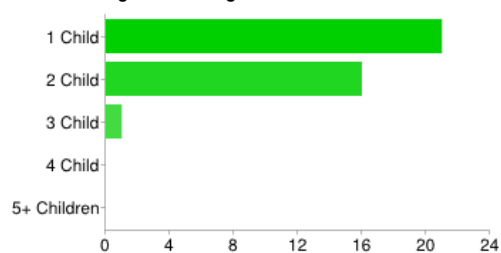
Accommodation

Is your accommodation



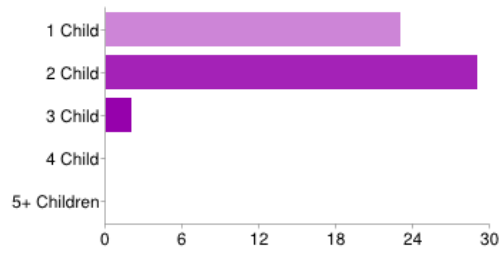
Private	286	89%
Rented	14	4%
Housing association	22	7%

Children living at home - Age 5 and below



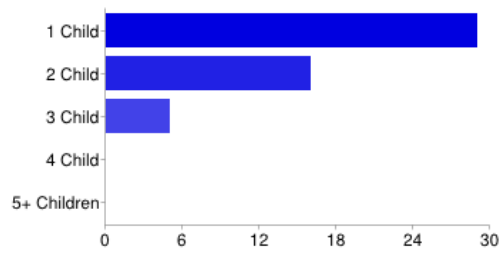
1 Child	21	7%
2 Child	16	5%
3 Child	1	0%
4 Child	0	0%
5+ Children	0	0%

Children living at home - Age 6 - 11



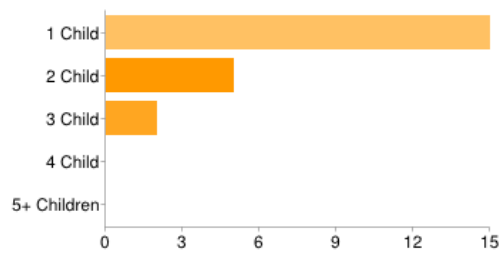
Category	Count	Percentage
1 Child	23	7%
2 Child	29	9%
3 Child	2	1%
4 Child	0	0%
5+ Children	0	0%

Children living at home - Age 12 - 18



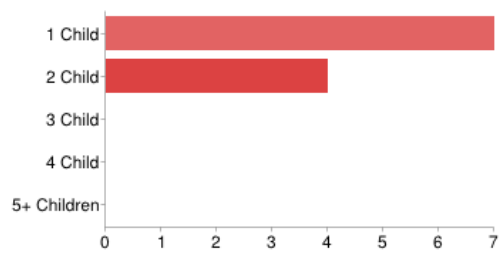
Category	Count	Percentage
1 Child	29	9%
2 Child	16	5%
3 Child	5	2%
4 Child	0	0%
5+ Children	0	0%

Children living at home - Age 19 - 25



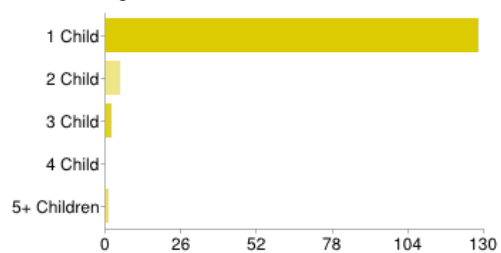
Category	Count	Percentage
1 Child	15	5%
2 Child	5	2%
3 Child	2	1%
4 Child	0	0%
5+ Children	0	0%

Children living at home - Age 25+



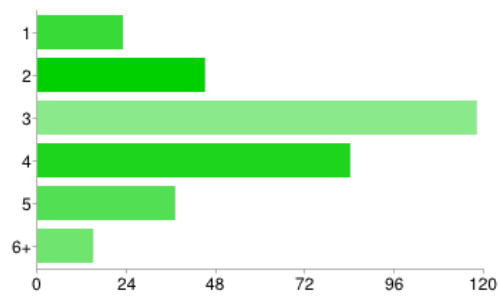
Category	Count	Percentage
1 Child	7	2%
2 Child	4	1%
3 Child	0	0%
4 Child	0	0%
5+ Children	0	0%

Children living at home - None



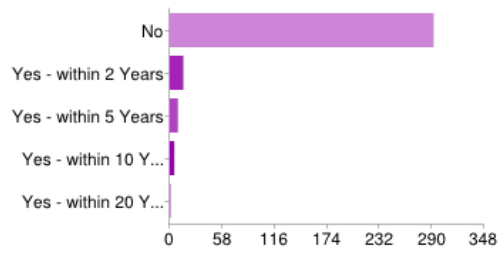
Category	Count	Percentage
1 Child	128	40%
2 Child	5	2%
3 Child	2	1%
4 Child	0	0%
5+ Children	1	0%

Please indicate the number of bedrooms in your household



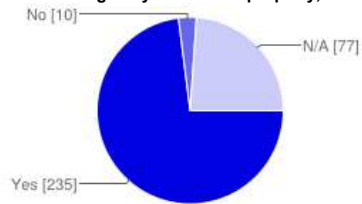
1	23	7%
2	45	14%
3	118	37%
4	84	26%
5	37	11%
6+	15	5%

Do you anticipate outgrowing your current property



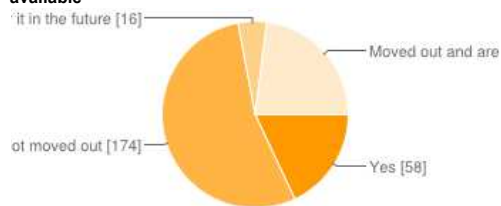
No	292	91%
Yes - within 2 Years	15	5%
Yes - within 5 Years	9	3%
Yes - within 10 Years	5	2%
Yes - within 20 Years	1	0%

If you were to outgrow your current property, would you prefer to stay in the Parish



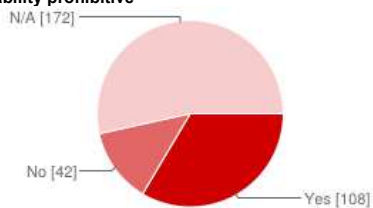
Yes	235	73%
No	10	3%
N/A	77	24%

Have any of your family members moved out of the Village and would consider moving back if suitable affordable housing was available



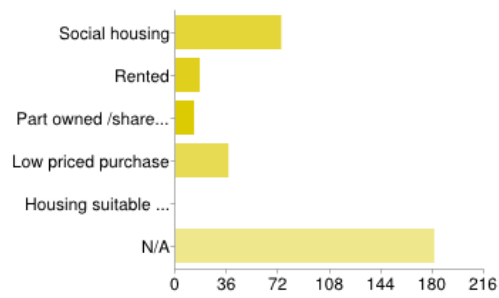
Yes	58	18%
Not moved out	174	54%
Moved out but might consider it in the future	16	5%
Moved out and are not returning	74	23%

If you have children, when they eventually move out, would they prefer to remain local but anticipate finding housing affordability prohibitive



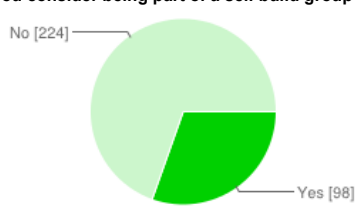
Yes	108	34%
No	42	13%
N/A	172	53%

If Yes, would they be considering



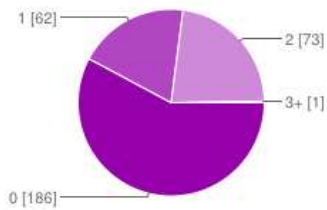
Social housing	74	23%
Rented	17	5%
Part owned /shared equity	13	4%
Low priced purchase	37	11%
Housing suitable for retirement living	0	0%
N/A	181	56%

If you are considering moving in the next 5 years and wish to stay within the Parish and can't afford the next step on the ladder, would you consider being part of a self build group where each member offers a skill that contributes towards the build



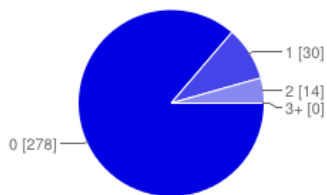
Yes	98	30%
No	224	70%

How many in your household are currently retired



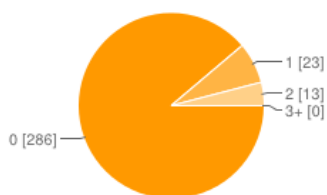
0	186	58%
1	62	19%
2	73	23%
3+	1	0%

How many plan to retire in the next 1-4 years



0	278	86%
1	30	9%
2	14	4%
3+	0	0%

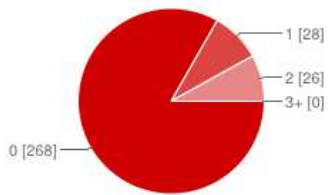
How many plan to retire in the next 5-9 years



0	286	89%
1	23	7%
2	13	4%
3+	0	0%

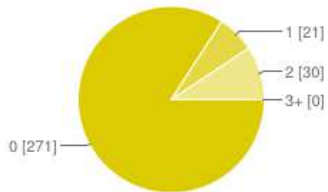
How many plan to retire in the next 10-14 years

0	268	83%
---	------------	-----



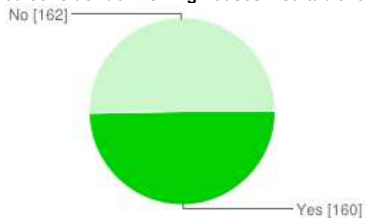
1	28	9%
2	26	8%
3+	0	0%

How many plan to retire in the next 15-20 years



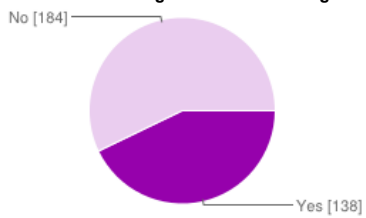
0	271	84%
1	21	7%
2	30	9%
3+	0	0%

Would you consider downsizing houses if suitable low maintenance and energy efficient properties were available on retirement



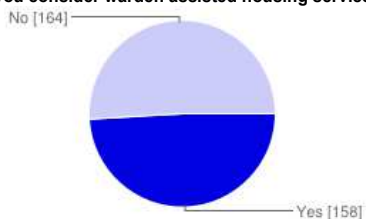
Yes	160	50%
No	162	50%

Would you consider moving to be close to Village facilities



Yes	138	43%
No	184	57%

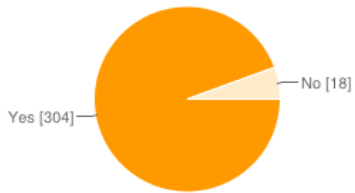
Would you consider warden assisted housing services if available



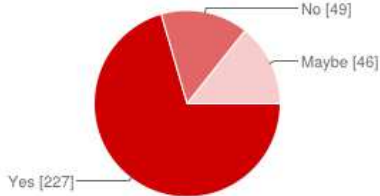
Yes	158	49%
No	164	51%

Do you intend to stay in the Parish on retirement

Yes	304	94%
No	18	6%



Would you consider Westhall or similar if unable to live without support or aid



Yes	227	70%
No	49	15%
Maybe	46	14%

Thankyou for completing this first survey

Your area co-ordinator will check you have completed this, as we need a full response to ensure the plan developed from responses is valid as it will be voted on after being worked up, checked by MSDC and fully consulted upon pre submission and put up for referendum. Please keep an eye out for the banners on the Green announcing survey 2 is ready! Once we have analysed survey 1, survey 2 will be released and your responses sought in what services and facilities you require or wish to save, assuming no fundamental changes in precept over and above inflation.

Number of daily responses

